



A commitment to quality.

A growing industry.

2021 STATISTICS

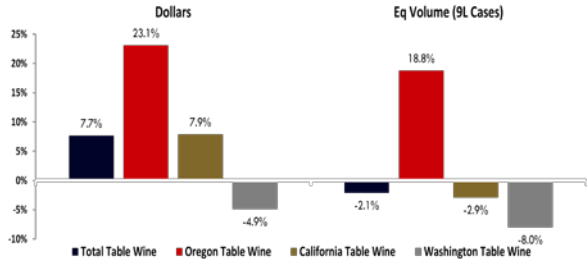
1,058 Wineries 1,411 Vineyards

41,899 acres
Planted Acreage

114,677 tons
Grape Production

\$271 M
Value of Production

CATEGORY GROWTH
Growth in national retail outlets, 2020-2021



Source: 2021 Oregon Vineyard and Winery Report, University of Oregon's Institute for Policy Research and Engagement (IPRE), Nielson, Total US xAOC + Liq. Plus, 52 w/e 1/29/22

Stewards of the land.

“ It's here in the culture; it's here in the air. The very DNA of Oregon winegrowing is sympathetic to this non-interventionist, naturalist, small-scale form of farming and winemaking.

- MATT KRAMER



There are only 28 B Corp wineries in the world and 8 (29%) of them are in Oregon



Oregon Accounts for 33% of total U.S. Demeter Biodynamic certified vineyard acres while producing only 1% of the total U.S. wine



Salmon Safe and LIVE certifications were founded in Oregon.

A force for economic impact.

\$7.21B | 27.2%
Statewide economic impact of wine industry in 2019 | increase since 2016

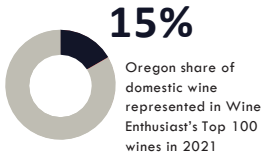
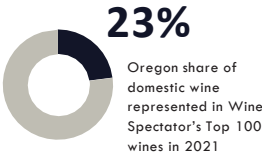
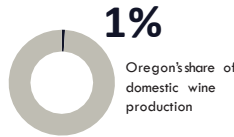
\$894M | 13.6%
Contribution of wine-related tourism to state economy in 2019 | increase since 2016

40K | 34.7%
Wine-related jobs in 2019 | increase since 2016

\$184M | 18.2%
Local and state taxes due to wine-related activity in 2019 | increase since 2016

Source: Economic Impact of the Wine and Wine Grape Industries on the Oregon Economy 2019-20

Consistently impressive ratings.



“ The state makes some of the best Pinot noirs AND Chardonnays in the world. I used a capital-lettered AND to emphasize that Oregon makes superb Chardonnay with some bottles at the same level as Grand Cru Burgundy.

- JAMES SUCKLING

