

# CLAIM + UPDATE YOUR ONLINE TASTING ROOM PROFILE



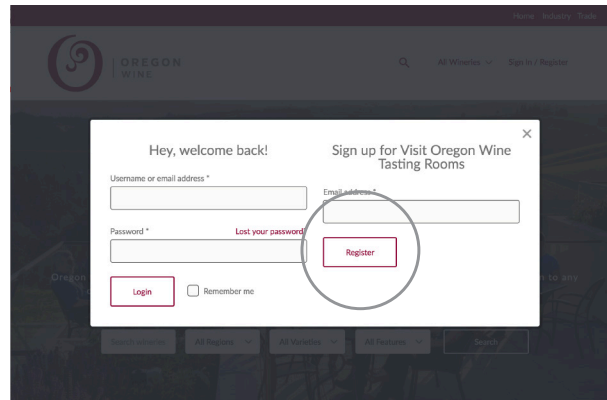
These profiles are on the OWB's consumer website, oregonwine.org. Customize with a logo, photography and details about your brand.

## 1 CREATE AN ACCOUNT GO TO: VISIT.OREGONWINE.ORG

*Click "Sign In / Register."*



*Enter your email address & click "Register."*



## 2 CLAIM YOUR LISTING

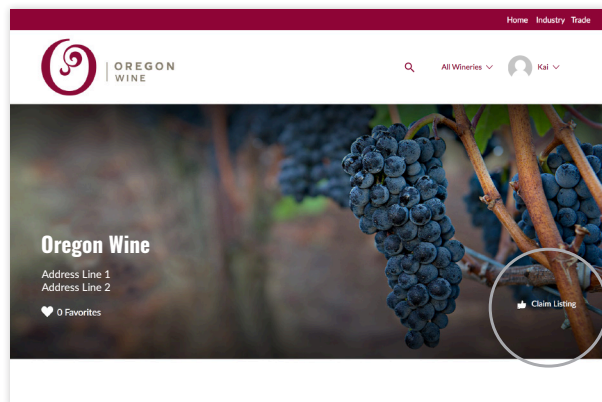
*Search your winery by name.*

*Click on your profile in the search results.*



*Locate the "Claim Listing" link & click it.*

*That's it!*



*The OWB will approve your claim within 24 hours and you'll be able to log in and beautify your profile.*

*If you can't locate your listing email kai@oregonwine.org.*

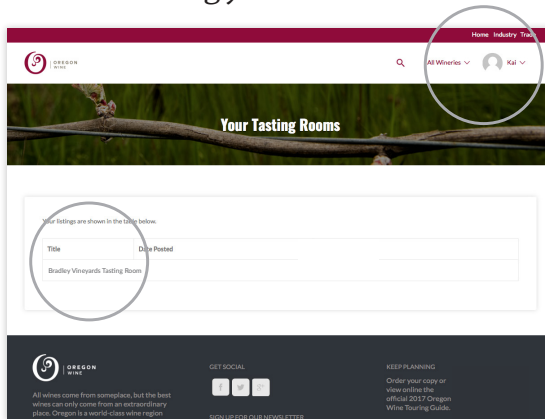
OVER FOR MORE 

# 3 BEAUTIFY YOUR LISTING

Once your claim is approved, sign in at:  
[visit.oregonwine.org](http://visit.oregonwine.org)



In the top right drop down click "Edit Listings."  
Select the listing you want to edit.



## TIPS FOR A STRONG PROFILE



Be as thorough as possible. The more ways you can connect with visitor interests the better.



Add beautiful photos of your tasting room and other public spaces showing visitors where they will be and what they can experience.



Make sure your hours and contact info are accurate and include any seasonal variations.



Use the "About" section to share what makes your story unique.



FIND MORE WAYS TO PROMOTE AND SHARE  
THIS NEW ITINERARY TOOL:  
[INDUSTRY.OREGONWINE.ORG/MARKETING](http://INDUSTRY.OREGONWINE.ORG/MARKETING)

For questions contact [kai@oregonwine.org](mailto:kai@oregonwine.org)



OREGON  
WINE  
BOARD

[industry.oregonwine.org](http://industry.oregonwine.org)